



Anza Solar Subscription Packages

For Module Buyers

Anza offers two data and analytics subscriptions that enable solar module buyers to reduce costs, minimize risk, and make more confident decisions, faster. With the Anza Essentials productivity tool for time-saving and the Anza Pro optimization tool to help increase project profits, you can compare modules in minutes and access the technical and risk data you need instantly. **Learn more about the package options available to fit your company's needs.**















The screenshot displays the Anza web application interface. The top navigation bar includes 'Home', 'Projects', 'Module Library', and 'Market Intelligence'. The main content area is titled 'Sample Project' and shows project details: 'Anza, CA', '5,000 kW DC', and 'Single Axis Tracker'. Below this, there are filter options for 'Counterparty Assets >\$50m' and 'Down Deposit'. A table lists modules with columns for 'Module', 'Price (DDP)', 'BOS Savings', 'Production Benefit', and 'Effective \$/W'. A 'Compare' button is visible for each row.

The 'Compare Modules' section shows a comparison of three modules (represented by yellow, teal, and pink circles) across various metrics:

	Module 1 (Yellow)	Module 2 (Teal)	Module 3 (Pink)
Price and Value			
Price (DDP)	0.250 \$/W	0.310 \$/W	0.280 \$/W
BOS Savings	0.009 \$/W	0.004 \$/W	0.015 \$/W
Production Benefit	0.007 \$/W	0.046 \$/W	0.014 \$/W
Effective \$/W	0.234 \$/W	0.260 \$/W	0.251 \$/W
NPV Delta	\$257,631	-\$8,961	\$72,626
Anza Risk Rating			

Anza Solar Subscription Packages

For Module Buyers

		Essentials	Pro
Market-wide view	Compare modules from 35+ vendors and 155+ products		
Current pricing	Access list pricing for 95% of U.S. module supply		
	Optimize purchase timing by quarter		
	See historic & forward-looking visualizations from suppliers across ten delivery quarters showing minimum and median \$/Watt pricing filterable by segment (i.e. cell type, Tier, trade risk, & U.S. manufacturing, & delivery date)		
Extensive up-to-date data	Download the latest technical documents easily (e.g., PAN files, data sheets, LID, IAM, etc.)		
	Find a module that meets your specific criteria using technical, trade risk, and domestic content data filters		
	Reduce risk by filtering module options using counterparty and contract term data and advanced technical filters		
One of a kind technology	Compare install costs and production for 155+ products to buy based on value, not just price		
	Rank product options by total value, purchase price, BOS savings, or production benefit to maximize project profit		
	Tailor optimization to your project specs (e.g., custom module price, location, PPA rate and term, discount rate, etc.) to improve returns		